BM 150 — Qn 140 l/min — Q max 180 l/min
BM 180 — Qn 170 l/min — Q max 190 l/min

DISTRIBUTEUR MONOBLOC
MONOBLOCK VALVE
DISTRIBUIDOR MONOBLOQUE

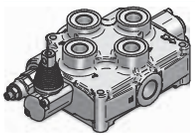

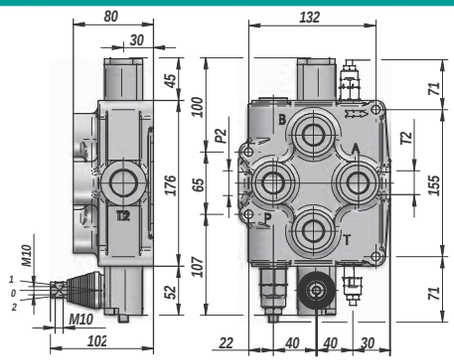

SCHEMA AVEC "VLC-AB"
DIAGRAM WITH "VLC-AB"
ESQUEMA CON "VLC-AB"

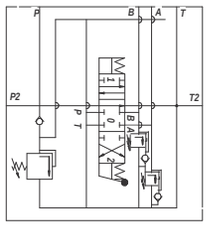

Code Code Código	Type Type Tipo	N° Leviers Sections No. Nr. Palancas	Orifices - Threads - Orificios A-B BSP	 P BSP	 T BSP	 P2 BSP	 T2 BSP	PN bar	P MAX U bar	P MAX S bar	L	I	kg
DBM6111001	BM150/1/GU/MO A1	1	3/4"	3/4"	3/4"	1"	1"	250	320	80	160	132	8,20
DBM7111001	BM180/1/GU/MO A1	2	1"	1"	1"	1"	1"	250	320	80	160	132	8,20

Pn = Pression nominale - Nominalpressure - Presión nominal
P MAx U = Pression maxi sur les orifices - Max. pressure on ports - Presión Max. sobre los orificios
P MAx S = Pression maxi sur le retour - Max. pressure in tank-line- Presión Max. al retorno

Limiteur de pression - Relief Valve - Limitador de presión: X = 30:90 bar (70) - U = 80:230 bar (140) (Standard) - K = 150:300 bar (200)

SUR DEMANDE - ON REQUEST - BAJO PEDIDO: VALVES AUXILIAIRES - AUXILIARY VALVES - VALVULAS AUXILIARES
VL = LIMITEUR DE PRESSION - RELIEF VALVE - VALVULA LIMITADORA DE PRESION
VC = VALVE ANTICAVITATION - ANTICAVITATION VALVE - VALVULA ANTICAVITACION
VLC = LIMITEUR DE PRESSION ET VALVE ANTICAVITATION - RELIEF VALVE AND ANTICAVITATION VALVE - VALVULA LIMITADORA DE PRESION Y ANTICAVITACION

LES CODES CORRESPONDENT A - THESE CODES AND PRICES REFER TO - LOS CODIGOS SE REFIEREN A LOS MODELOS DE:
DOUBLE EFFET - 3 POSITIONS - RAPPEL RESSORT - A/B FERMEE - ORIFICES BSP - PREDISPOSITION POUR CENTRE A SUIVRE
D.ACTING TYPE - 3 POSITIONS - SPRING RETURN - A/B PORTS CLOSED - BSP THREADS - MACHINED FOR CARRY-OVER
DOBLE EFECTO - 3 POSICIONES - RETORNO POR MUELLE - A/B CERRADOS - ROSCAS BSP - PREPARADO PARA RETORNO A PRESION (CARRY-OVER)

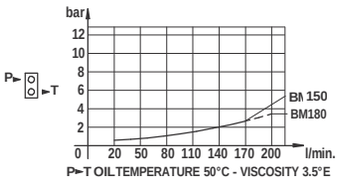

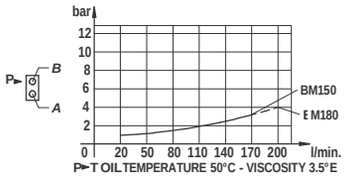

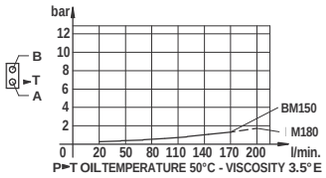

TIROIR SPOOL TYPE - CORREDERAS	
A	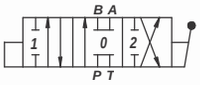
B	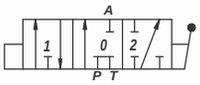
C	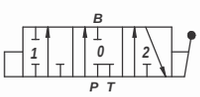
D	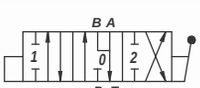

POSITIONNEUR SPOOL CONTROL - POSICIONADOR	
1	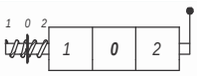
2	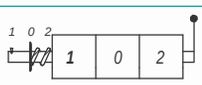
3	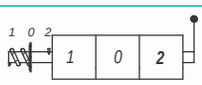
6	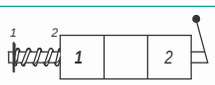
7	
8	

SUR DEMANDE ON REQUEST - BAJO PEDIDO	
MC	commande manuelle + teton manual operator with cam accionamiento manual con leva
DO	came de commande cam operator control por levas
1P	commande pneumatique pneumatic operator accionamiento neumático
HO	commande hydraulique hydraulicoperator accionamiento hidraulico
MSW	microrupteur microswitch microinterruptor
CO	centre a suivre power beyond (carry over) retorno a presión (carry over)
CCP	centre fermé closed center plug centro cerrado

BM150

Caratteristiche generali / Technical characteristics	l/min	GPM
• Portata nominale / Nominal flow	140	37
• Portata limite / Max flow	180	48
	bar	**PSI**
• Pressione nominale / Nominal pressure	250	3600
• Pressione max sugli utilizzi / Max pressure on ports	320	4700
• Contropressione max allo scarico / Max pressure in tank-line	80	1100

P▸T - TEMPERATURA OLIO 50°C - VISCOSITÀ 3,5°E

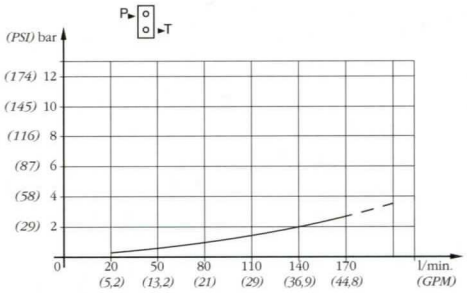

P▸A/B - TEMPERATURA OLIO 50°C - VISCOSITÀ 3,5°E

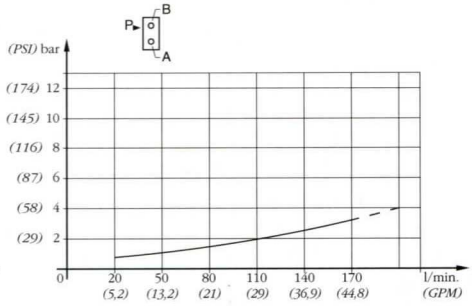

A/B▸T - TEMPERATURA OLIO 50°C - VISCOSITÀ 3,5°E

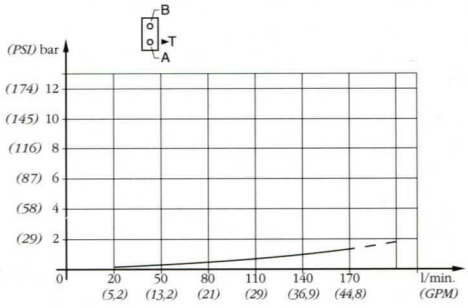

Possibilità di valvole ausiliarie (vedi schema)
Possibility to have auxiliary valves (see diagram)

VL = limitatrici di pressione
VL = relief valve
VC = anticavitazione
VC = anticavitation valve
VLC = limitatrice e anticavitazione
VLC = combined relief and anticavitation

▼ BM150V

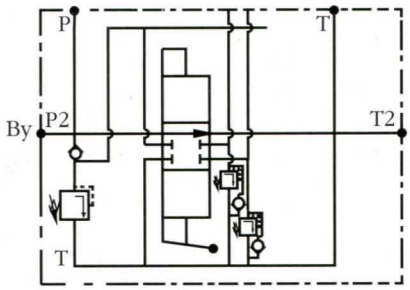

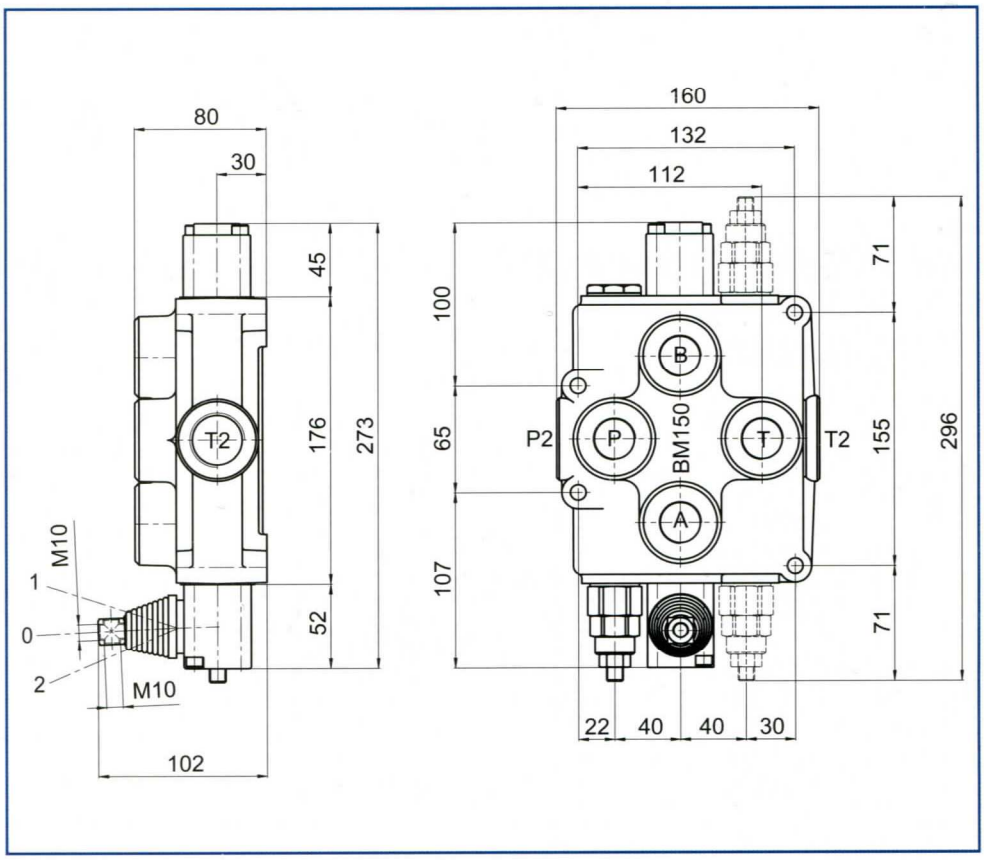

MOD	L	I	Kg
BM150			8,2

FILETTATURA STANDARD - STANDARD THREADS					
COD	A-B	P	T	P_2	T_2
G	3/4"	3/4"	3/4"	1"	1"
F	1.1/16" - 12	1.1/16" - 12	1.1/16" - 12	1.5/16" - 12	1.5/16" - 12

◂ Su richiesta filettature diverse
Other threads available on request

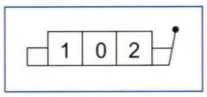

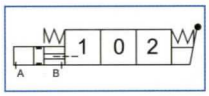

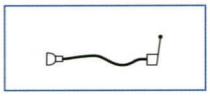

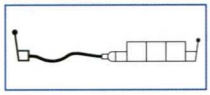

CO 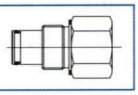

CCP 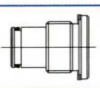
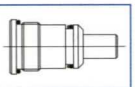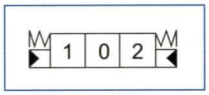
RVP