DISTRIBUTEUR MONOBLOC
MONOBLOCK VALVE
DISTRIBUIDOR MONOBLOQUE

Qn 17 l/min | Q max 25 l/min | **BM 20**

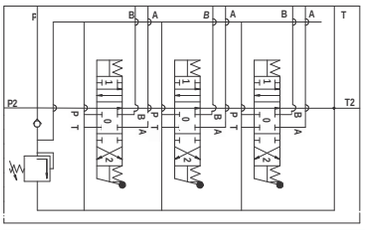

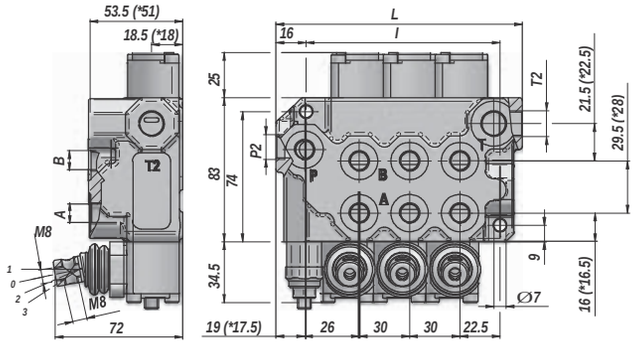

*(BM20/1)

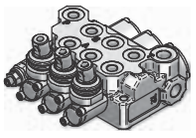

Code Code Código	Type Type Tipo	N° Leviers Sections No. Nr. Palancas	Orifices - Threads - Orificios A-B BSP	P BSP	T BSP	P2 BSP	T2 BSP	PN bar	P MAX U bar	P MAX S bar	L	I	kg
DBM0111001	BM 20/1/GU/MO A1	1									76	50	1,50
DBM0211001	BM 20/2/GU/MO A1 x 2	2									111,5	80	2,70
DBM0311001	BM 20/3/GU/MO A1 x 3	3	1/4"	1/4"	3/8"	3/8"	3/8"	250	320	80	141,5	110	3,80
DBM0411001	BM 20/4/GU/MO A1 x 4	4									171,5	140	4,60
DBM0511001	BM 20/5/GU/MO A1 x 5	5									201,5	170	5,40
DBM0611001	BM 20/6/GU/MO A1 x 6	6									231,5	200	6,20

Pn = Pression nominale - Nominal pressure - Presión nominal
P MAx U = Pression maxi sur les orifices - Max. pressure on ports - Presión Max. sobre los orificios
P MAx S = Pression maxi sur le retour - Max. pressure in tank-line- Presión Max. al retorno

Limiteur de pression - Relief Valve - Limitador de presión: X = 30:90 bar (70) - U = 80:230 bar (140) (Standard) - K = 150:300 bar (200)

LES CODES CORRESPONDENT A - THESE CODES AND PRICES REFER TO - LOS CODIGOS SE REFIEREN A LOS MODELOS DE:
DOUBLE EFFET - 3 POSITIONS - RAPPEL RESSORT - A/B FERMEE - ORIFICES BSP - PREDISPOSITION POUR CENTRE A SUIVRE
D.ACTING TYPE - 3 POSITIONS - SPRING RETURN - A/B PORTS CLOSED - BSP THREADS - MACHINED FOR CARRY-OVER
DOBLE EFECTO - 3 POSICIONES - RETORNO POR MUELLE - A/B CERRADOS - ROSCAS BSP - PREPARADO PARA RETORNO A PRESION (CARRY-OVER)

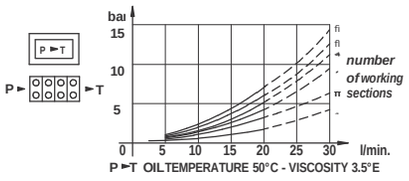

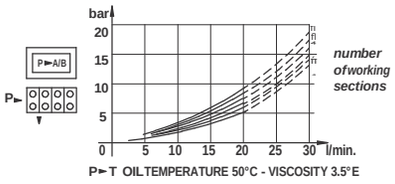

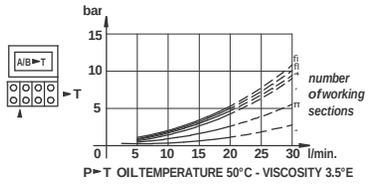

TIROIR SPOOL TYPE - CORREDERAS	
A	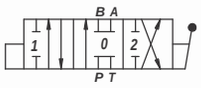
B	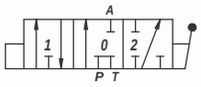
C	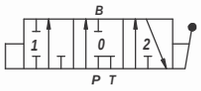
D	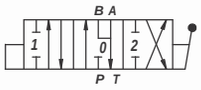
K	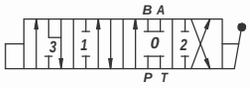

POSITIONNEUR SPOOL CONTROL - POSICIONADOR	
1	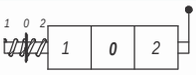
2	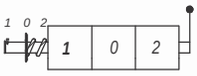
3	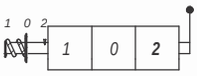
6	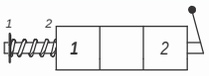
7	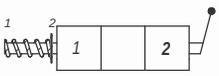
8	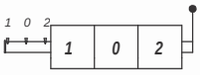
16	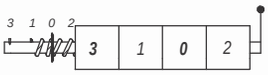

SUR DEMANDE ON REQUEST - BAJO PEDIDO	
MC	commande manuelle + teton manual operator with cam accionamiento manual con leva
MX	levier de sécurité safety lever palanca de seguridad
DO	came de commande cam operator control por levas
JS	double commande joystick joystick
MSW	microrupteur microswitch microinterruptor
CO	centre a suivre power beyond (carry over) retorno a presión (carry over)
CCP	centre fermé closed center plug centro cerrado

BM20 da 1 a 6 leve

BM20 from 1 to 6 levers

Caratteristiche generali / Technical characteristics		
	l/min	GPM
• Portata nominale / Nominal flow	17	4,5
• Portata limite / Max flow	25	6,6
	bar	PSI
• Pressione nominale / Nominal pressure	250	3600
• Pressione max sugli utilizzi / Max pressure on ports	320	4700
• Contropessione max allo scarico / Max pressure in tank-line	80	1100

P►T - TEMPERATURA OLIO 50°C - VISCOSITÀ 3,5°E

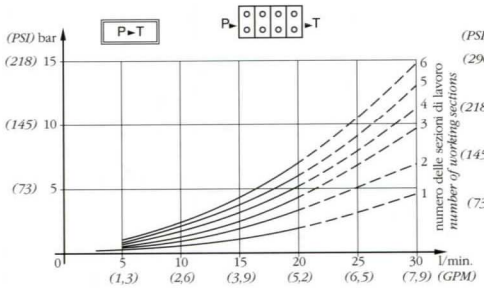

P►A/B - TEMPERATURA OLIO 50°C - VISCOSITÀ 3,5°E

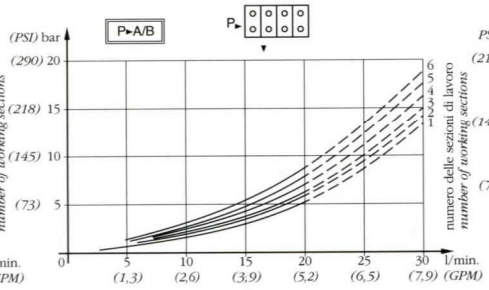

A/B►T - TEMPERATURA OLIO 50°C - VISCOSITÀ 3,5°E

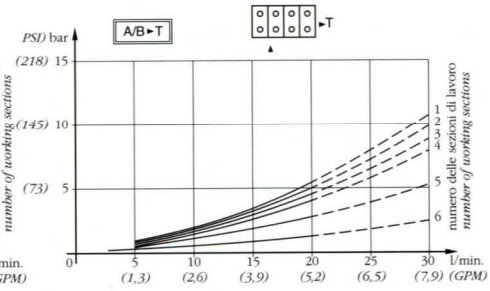

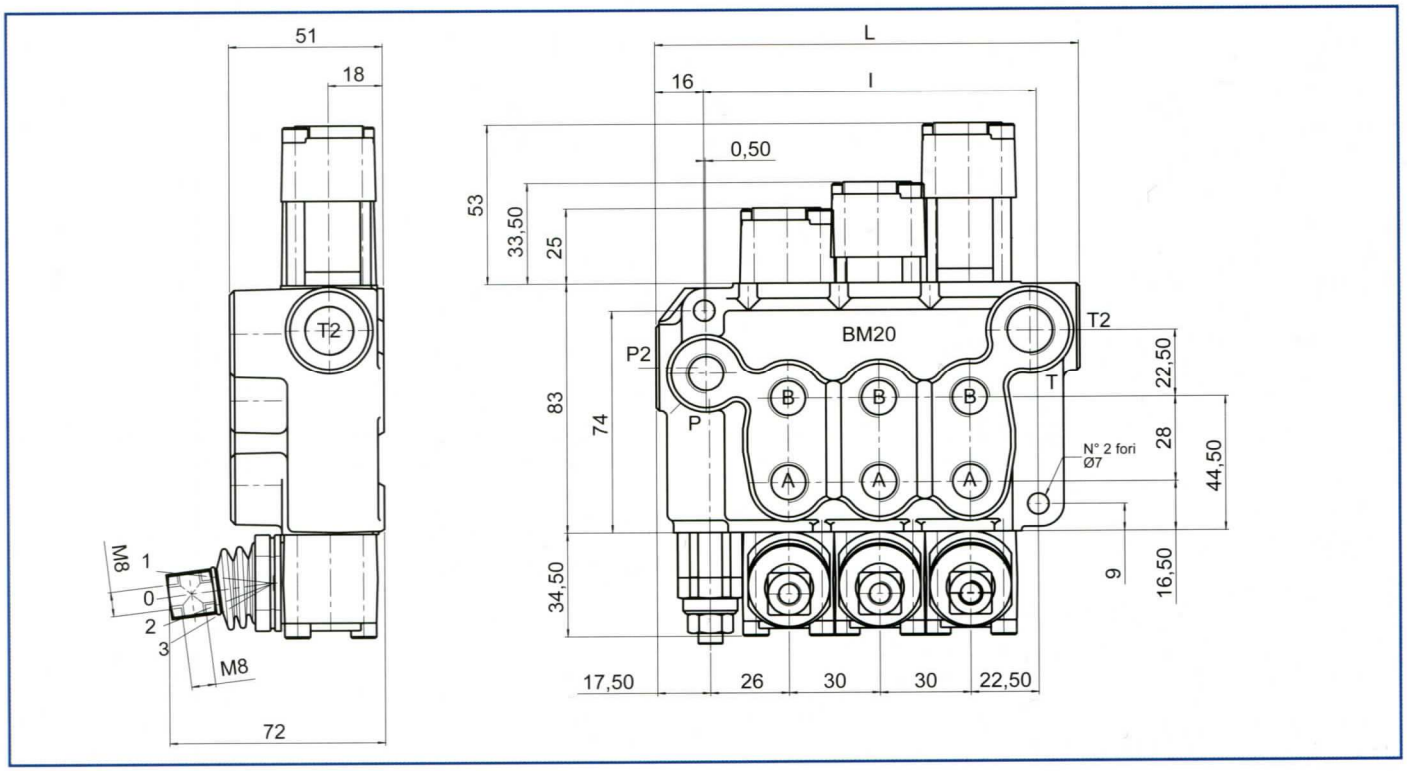

MOD	L	l	Kg
BM20/1	76	50	1,5
BM20/2	106	80	2,3
BM20/3	136	110	3,1
BM20/4	166	140	3,9
BM20/5	196	170	4,7
BM20/6	226	200	5,5

FILETTATURA STANDARD - STANDARD THREADS					
COD	A-B	P	T	P_2	T_2
G	1/4"	1/4"	3/8"	3/8"	3/8"
F	9/16" - 18	9/16" - 18	9/16" - 18	3/4" - 16	3/4" - 16
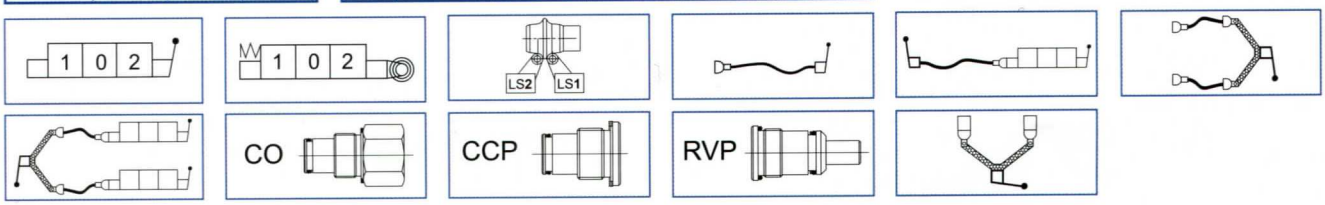
◄ Su richiesta filettature diverse
Other threads available on request